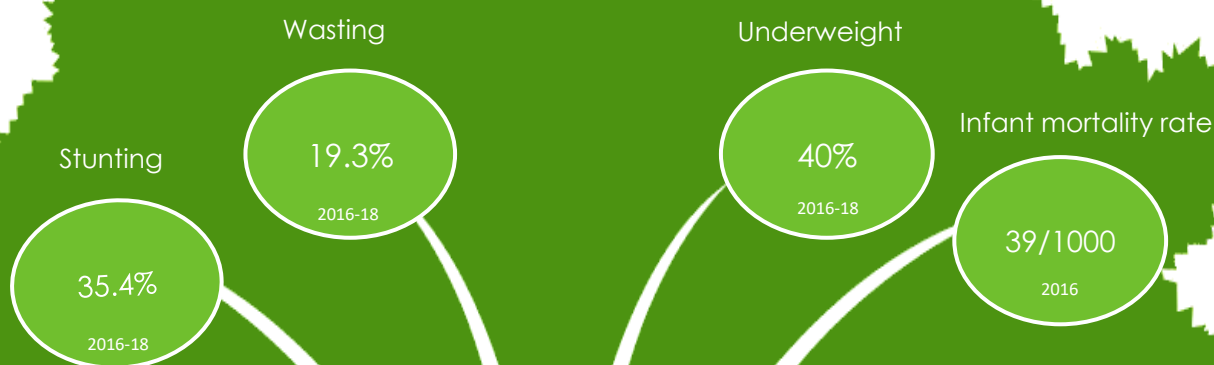


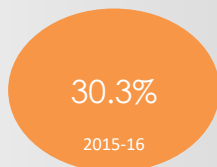
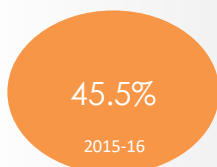
**Manifestation**



**Immediate Causes**

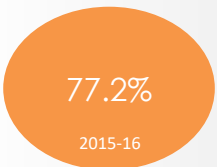
Anemia (Girls 15-19 years, %)

IFA tablets consumption in pregnant women (100 days, %)



Exclusive breastfeeding (%)

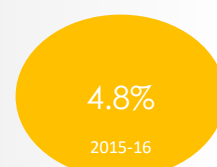
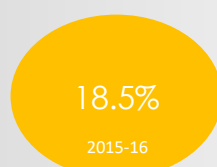
Children suffering from fever (%)



**Underlying Causes**

Minimum Diet Diversity (6-23 months, %)

Births to women 15-19 yrs (%)

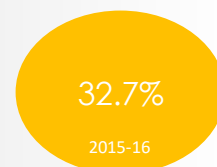
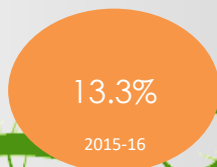
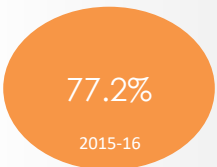


Exclusive breastfeeding (%)

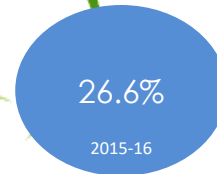
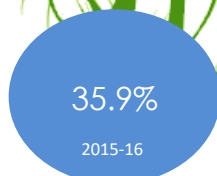
Children suffering from fever (%)

3+ ANC visits (%)

Improved toilet facility (%)



**Basic Causes**



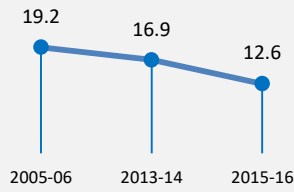
Children <2 yrs ('000)

Household living in a pucca house (%)

Women with 10 or more years of schooling (%)

# MANIFESTATION

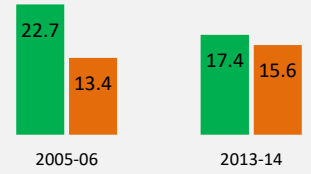
**LOW BIRTH WEIGHT (<2.5 KG)**



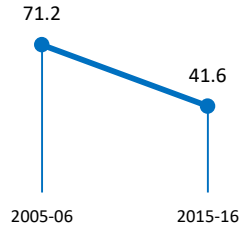
Female Male

No Data

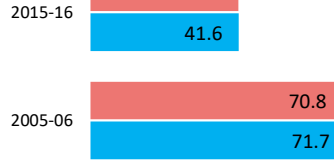
Rural Urban



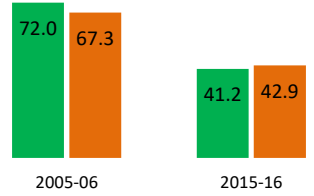
**ANEMIA (6-59 MONTHS)**



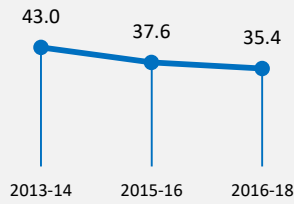
Female Male



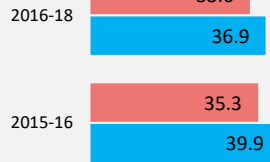
Rural Urban



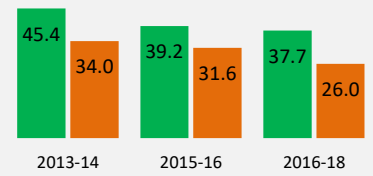
**STUNTING**



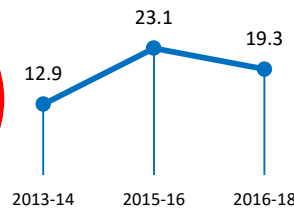
Female Male



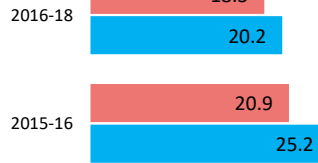
Rural Urban



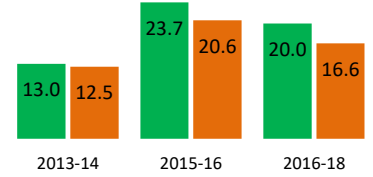
**WASTING**



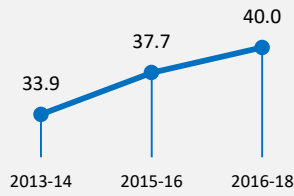
Female Male



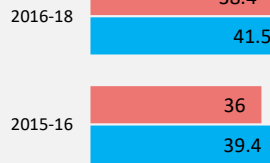
Rural Urban



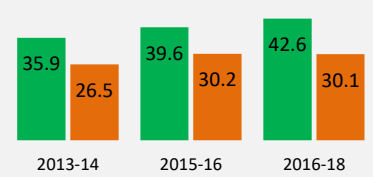
**UNDERWEIGHT**



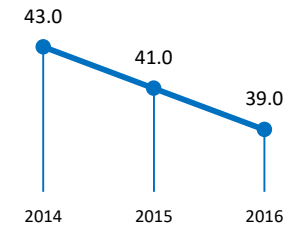
Female Male



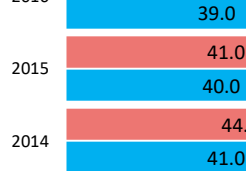
Rural Urban



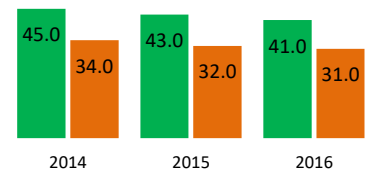
**INFANT MORTALITY RATE**



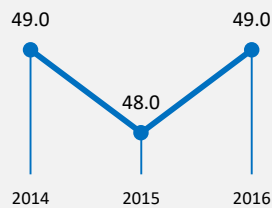
Female Male



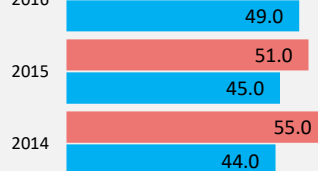
Rural Urban



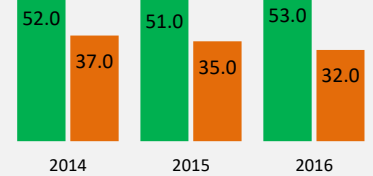
**UNDER-FIVE MORTALITY**



Female Male

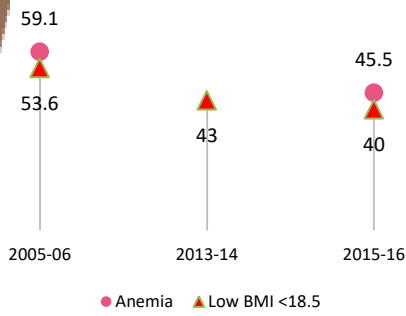


Rural Urban

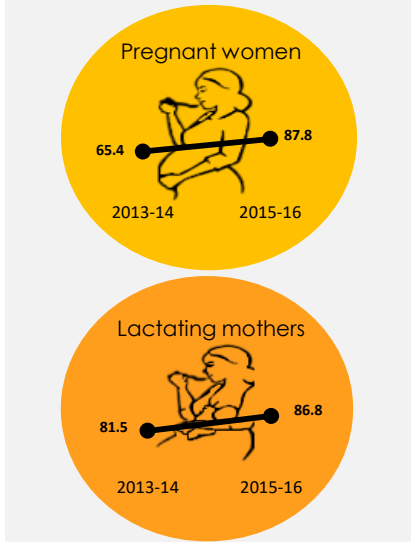


# Adolescent and maternal malnutrition

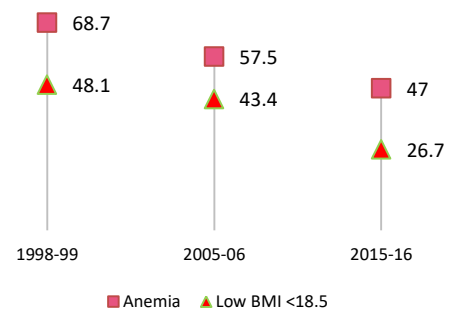
Nutrition status of adolescent girls 15-19 years, %



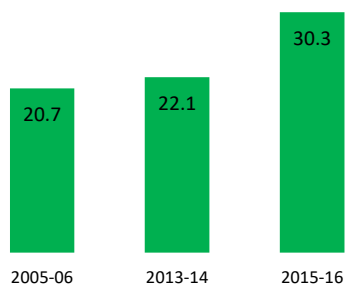
Receiving supplementary food, %




Nutrition status of women 15-49 years, %



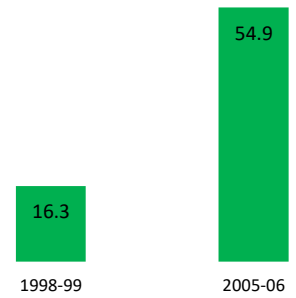
Consumption of 100 IFA tablets by women 15-49 years, %



Women's food consumption diversity score (15-49), Index

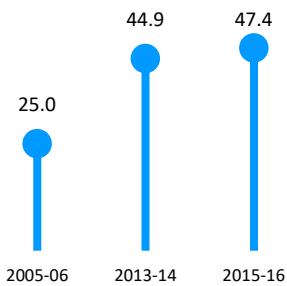


Consumption of iodized salt 15+PPM by women 15-49 years, %

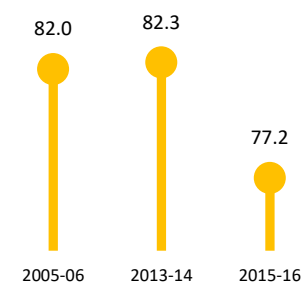


## Infant and young child feeding

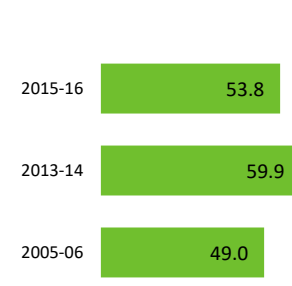
Children under 0-23 months breastfed within one hour, %



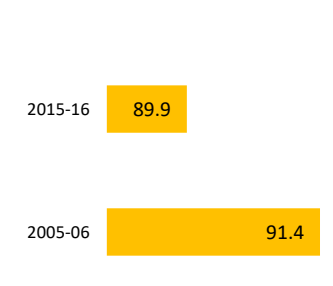
Children 0-5 months exclusively breastfed, %



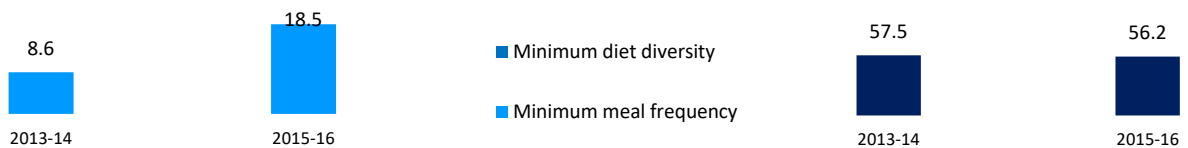
Children 6-8 months receiving solid/semi-solid food and breast milk, %



Breastfed children (6-23 months) - Minimum acceptable diet (MAD), %



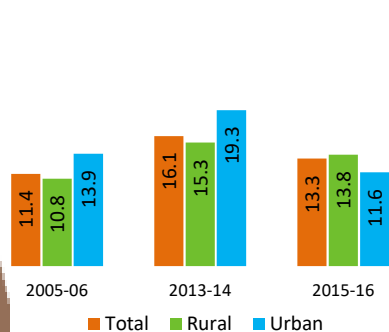
Children 6-23 months receiving diet diversity and meal frequency, %



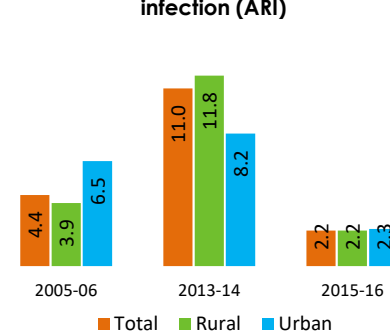
## Child Infection

Children 0-59 months suffering from some form of illness in the last 2 weeks, %

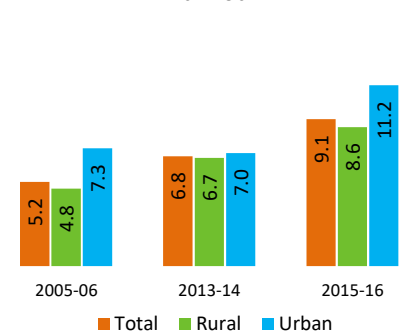
Fever



Acute respiratory tract infection (ARI)



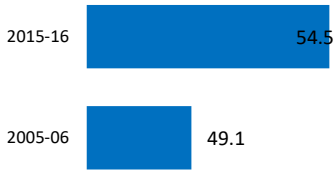
Diarrhea



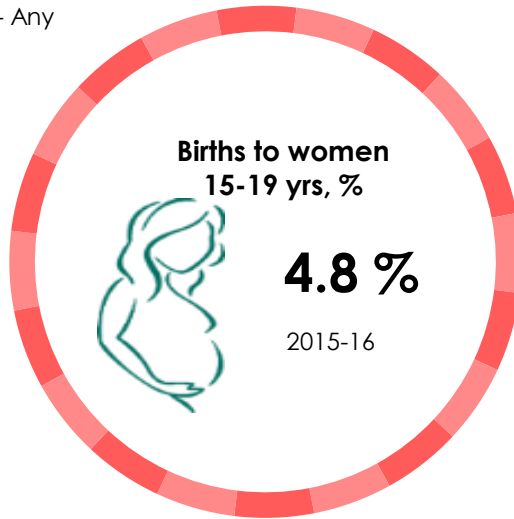
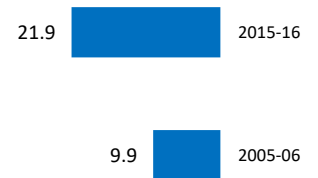
IMMEDIATE CAUSES

## Maternal and child caring practices

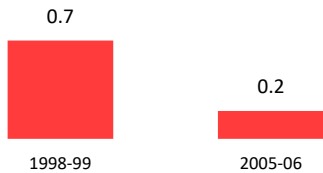
Contraceptive prevalence rate - Any modern method, %



Childs stool disposed of safely, %



Women 15-49 years who smoke, %

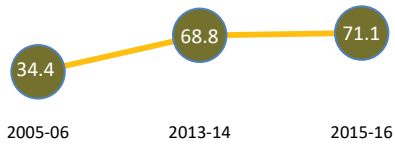


Women 15-49 years who consume alcohol, %

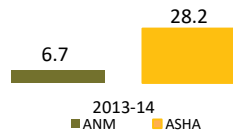


## Access to health services and healthy environment

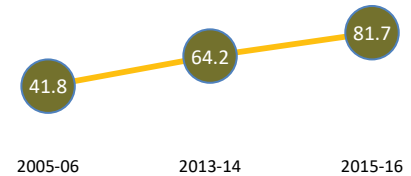
Antenatal check-up in first trimester, %



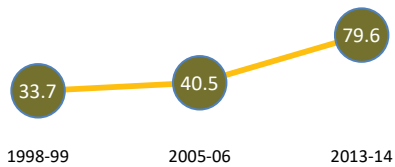
Women who had live birth in the 35 months prior to survey were visited at least once, %



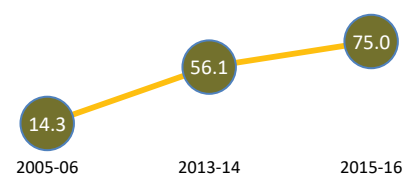
Assisted by skilled birth attendants, %



3 or more antenatal check-ups, %

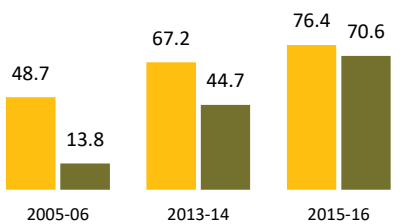


Institutional delivery, %



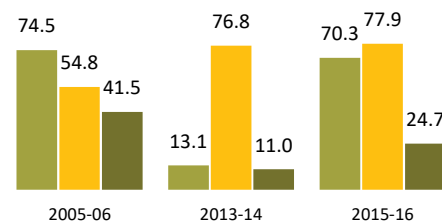
Immunization, %

Full vaccination, 12-23 mo  
VAS in last 6 months, 6-35 mo



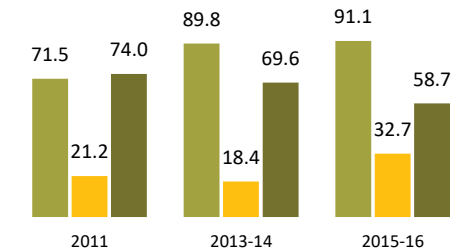
Sick children who received treatment, %

Fever ARI Diarrhea



Water and Sanitation, %

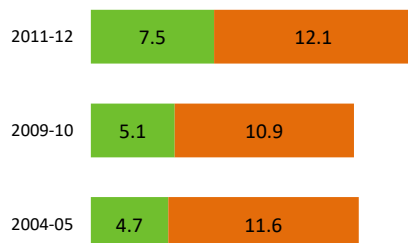
Improved water Improved sanitation



## Household food security

Households intake of protein from milk & milk products and egg, fish & meat, %

Rural Urban

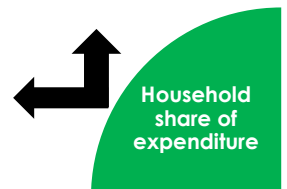
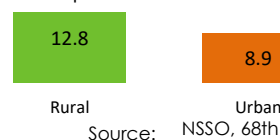


Expenditure on food, %

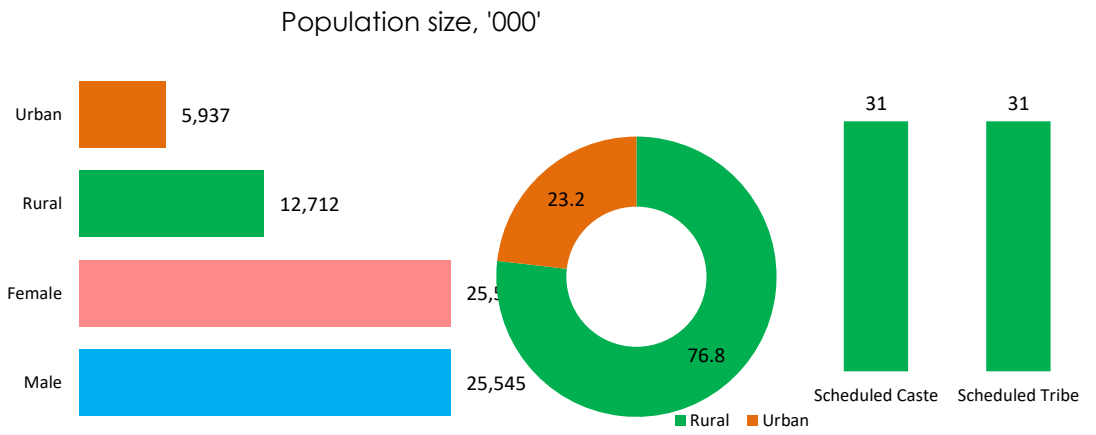
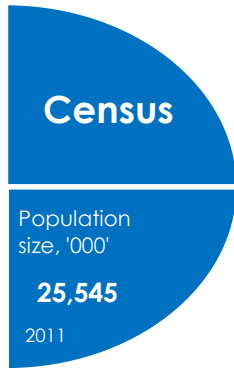
Rural Urban



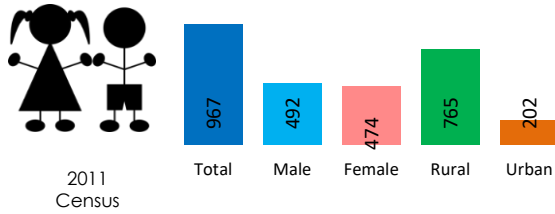
Expenditure on cereal, %



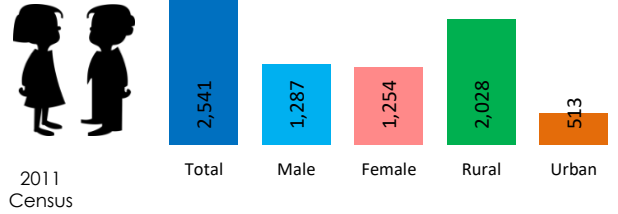
Source: NSSO, 68th



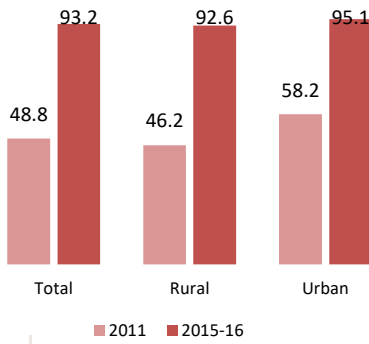
Child population < 2 yrs, '000'



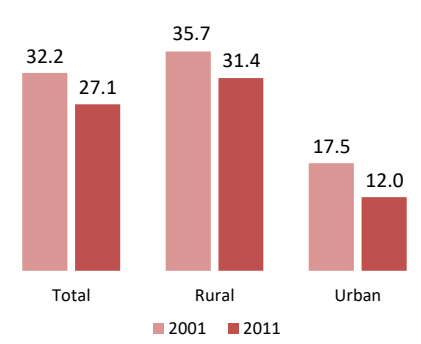
Child population < 5 yrs, '000'



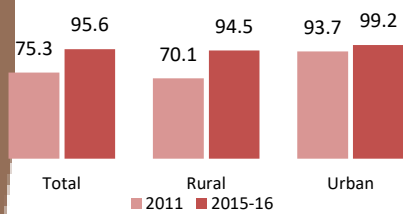
Household socio-economic characteristics - Access to banking services, %



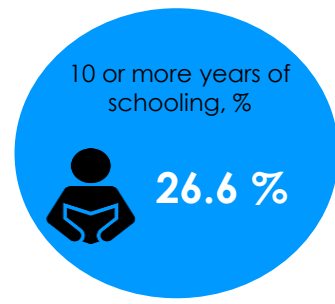
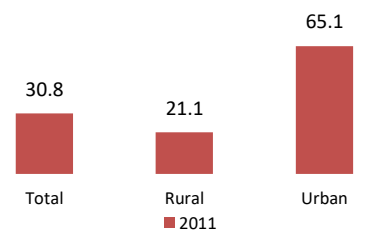
Household socio-economic characteristics - Household with none of the specified assets, %



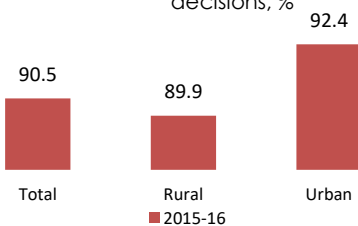
Household socio-economic characteristics - Have access to electricity, %



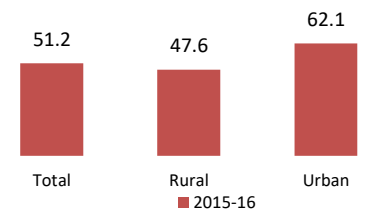
Household socio-economic characteristics - Live in a pucca house, %



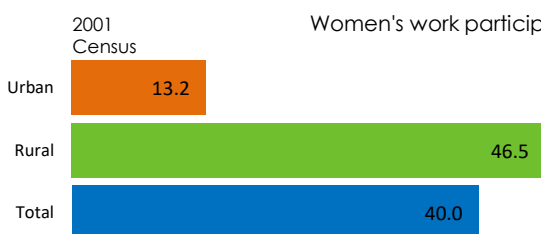
Currently married women aged 15-49 years who usually participate in household decisions, %



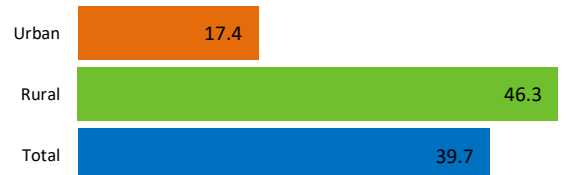
Women who have a bank or savings account used by self, %



Women's work participation rate, %



2011 Census



# NutritionINDIA

A focus on the golden 1,000 days

NutritionINDIA.info is the one source for all nutrition information from national surveys and the health management information system (HMIS). The tool presents indicators available at the district, state and national level. Also the numbers of women and children affected by malnutrition are calculated and presented on the dashboard. From the HMIS, key performance indicators presented in scorecards with the option to explore deeper into the granular data on the program dashboards.

The health of a woman during adolescence, pregnancy and lactation is directly linked to the healthy growth and development of her child. Proper nutrition for the mother and child before and during the 1000 days protects both from morbidity and mortality in childhood and adulthood. NutritionINDIA.info promotes improved monitoring of coverage and quality of services and help to break the vicious cycle of malnutrition in India.

## Source of Data:

<b>CNNS</b>	2016-2018
<b>National Family Health Surveys</b>	NFHS2 1998-99 NFHS3 2005-06 NFHS3 2015-16
<b>District Level Health Surveys</b>	DLHS 2002-04 DLHS 2007-08 DLHS 2012-13
<b>Annual Health Surveys</b>	AHS 2010-11 AHS 2011-12 AHS 2012-13
<b>National Sample Survey</b>	NSS 2004-05 NSS 2009-10 NSS 2011-12
<b>Sample Registration Surveys</b>	SRS 2010 SRS 2011 SRS 2012 SRS 2013 SRS 2014
<b>Rapid Survey on Children</b>	RSOC 2013-14
<b>Census of INDIA</b>	Census 2001

Access NutritionINDIA.info on

Online Dashboard URL:



<http://nutritionindia.info/>

Mobile Application :



Google Play Store



Apple App Store